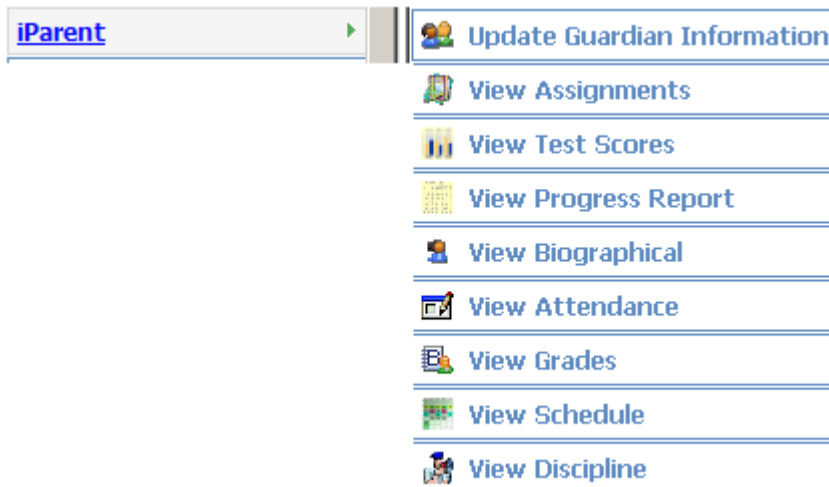


**INFORMATION MARKETING GROUP (IMG)**  
**IMPROVING K-12 EDUCATION THROUGH SOFTWARE**

The **iParent** system is designed to provide an additional option for the sharing of information between Parents, Teachers, Students, and Administrators. It is **NOT** meant to be a replacement or substitute for telephone conversations, parent/teacher meetings, or any other direct interaction with the school system.


**Note:** In the following section each possible menu option is explained. Each School District has the ability to show or not show each option. When you access the iParent folder you may not see all of these options.



**Update Guardian Information** – This screen shows your current Biographical information that is maintained in iPass. This screen allows you to make changes to your current information such as the following.

**PERSONAL INFORMATION**  
**RESIDENTIAL ADDRESS**  
**MAILING ADDRESS**  
**PHONE NUMBERS**  
**INTERNET USER INFORMATION**  
**PRIMARY STUDENT INFORMATION**

**View Assignments** - This screen shows your child's homework/assignments by course. It also indicates your child's schedule, including teacher's name and the course and section number.

**Student Selector:** This allows you to select any one of your children enrolled in the district. Simply click the combo box, highlight and select the child of choice.  This option only appears if you have more than one student enrolled in the district.

**Homework Assignments for the next (xx) days:** This allows you to select homework assignments for the next 7, 14, or 21 days, based on the due date of the assignment.



**It is possible for a student to have a homework assignment that is not reflected in this display. Parents are encouraged to contact their child's teacher, counselor, and/or administrator to further verify homework assignments. Not all teachers choose to participate in posting assignments.**

**Show All:** Clicking on "show all" will display all of the homework assignments associated with a particular course.

**Assignment Date:** This is the date that the homework assignment was issued. Clicking on the "assignment date" will sort homework assignments by assignment date.

**Due Date:** This is the date that the homework assignment is expected to be turned-in to the teacher. Clicking on the "due date" will sort homework assignments by due date.


**Title:** This is the teacher's short description of the homework assignment. Clicking on the Title's description line will open another window showing additional information about the homework assignment.

**Details:** Displays the first line of the homework assignment details, which can be seen in full by clicking on the Title's description line as indicated above.




The envelope image indicates that email communication is available with the particular teacher. Clicking on the envelope will open an e-mail form allowing parents direct email communication with the specific teacher.

**View Test Scores** - This screen shows your child's Standard Test Scores that are maintained in iPass. Examples of these would be MCAS scores and SAT scores.


**Student Selector:** This allows you to select any one of your children enrolled in the district. Simply click the combo box, highlight and select the child of choice.  **This option only appears if you have more than one student enrolled in the district.**

**View Progress Reports** - This screen shows your child's Progress Reports by course.


**Student Selector:** This allows you to select any one of your children enrolled in the district. Simply click the combo box, highlight and select the child of choice.  This option only appears if you have more than one student enrolled in the district.

**View Biographical** - This screen shows your child's biographical information that is maintained in iPass. Some information can be updated and some is view only.

**GENERAL INFORMATION**  
**RESIDENTIAL ADDRESS**  
**MAILING ADDRESS**  
**PHONE NUMBERS**  
**GUARDIAN INFORMATION**  
**BUS ROUTE**

**Student Selector:** This allows you to select any one of your children enrolled in the district. Simply click the combo box, highlight and select the child of choice.  This option only appears if you have more than one student enrolled in the district.

**View Attendance** - This screen shows your child's year-to-date daily attendance summary activity for the current school year.

**Student Selector:** This allows you to select any one of your children enrolled in the district. Simply click the combo box, highlight and select the child of choice.  This option only appears if you have more than one student enrolled in the district.

**From: dd/mm/yyyy To: dd/mm/yyyy:** This is the first day of school to the present day of school. Showing the year-to-date daily attendance summary information on your child.

**Present:** The total number of days your child has been present since the first day of school.

**Absent:** The total number of days your child has been absent since the first day of school.

**Tardy/Present:** The total number of days your child has been tardy/present since the first day of school. A child is marked tardy/present if they are late for school but arrive before the

school's specified time for being considered and recorded as absent for the day.

**Tardy/Absent:** The total number of days your child has been tardy/absent since the first day of school. A child is marked tardy/absent if they arrive to school after the school's specified time for being considered present for the day.

**Dismissed/Present:** The total number of days your child has been dismissed/present since the first day of school. A child is marked dismissed/present if they are dismissed from school after the school's specified time for being considered present for the day.

**Dismissed/Absent:** The total number of days your child has been dismissed/absent since the first day of school. A child is marked dismissed/absent if they are dismissed from school before the school's specified time for being considered and marked absent for the day.

**Tardy/Dismissed/Present:** The total number of days your child has been tardy/dismissed/present since the first day of school. A child is marked tardy/dismissed/present if they arrive to school late and are dismissed early, but have been present in school for more than half of the school day.


**Tardy/Dismissed/Absent:** The total number of days your child has been tardy/dismissed/absent since the first day of school. A child is marked tardy/dismissed/absent if they arrive to school late and are dismissed early and have been absent from school for more than half of the school day.

**Inside Suspension:** The total number of days your child has been given an inside suspension since the first day of school.

**Outside Suspension:** The total number of days your child has been given an outside suspension since the first day of school.

This screen shows your child's year-to-date daily attendance detailed information for the current school year. The **Date**, **Day**, **Description**, and related **Times** of the attendance record are shown.

**View Grades** - This screen shows the courses in your child's current schedule and the corresponding term grades (i.e. report card grades) to date. Grades can be represented alphabetically and/or numerically.

**Student Selector:** This allows you to select any one of your children enrolled in the district. Simply click the combo box, highlight and select the child of choice.  **This option only appears if you have more than one student enrolled in the district.**

**Comment/Click for Details:** This will display the effort and conduct evaluations, class absences and comments, for each marking period, as entered by the teacher. "Absent" is the number of times a student has been absent from the course during each marking period.

**Honor Roll Status:** This is the student's honor roll status by marking period. Please refer to the <school definition> for specific coding.

**Previous Earned Credits:** This is the total number of credits that the student has earned in the previous school year.


**Total Credits:** This is the total number of credits that the student has earned to date. Credits earned so far in the current school year plus accumulated credits earned in previous years.

**Career GPA:** This is the student's career Grade Point Average

**Career Rank:** This is the student's career rank and its relation to their respective grade level.

The envelope image indicates that e-mail communication is available with the particular teacher. Clicking on the envelope will open an e-mail form allowing parents direct e-mail communication with the teacher.

**View Schedule** - This screen shows your child's existing schedule.

**Student Selector:** This allows you to select any one of your children enrolled in the district. Simply click the combo box, highlight and select the child of choice.  **This option only appears if you have more than one student enrolled in the district.**

**Select Term:** This allows you to select a particular term of your child's schedule. It defaults to the active term of the current school year. Simply click the combo box, highlight and select the term of choice.


**Period:** The periods of the school day and course meeting times are reflected in this column.

**Day:** The days of the school week are shown in this row.

**Course:** The grid displays the course/section number, an abbreviated title of the course, and the room location of the courses for the selected term.

The listing at the bottom displays all the courses that the student is enrolled in for the entire school year with course/section, term, name, room, teacher, schedule and potential earned credits for the course.

**View Discipline** - This screen shows your child's existing Discipline records.

**Student Selector:** This allows you to select any one of your children enrolled in the district. Simply click the combo box, highlight and select the child of choice.  **This option only appears if you have more than one student enrolled in the district.**

This message will show up if Discipline is not viewable from the student's current school.



Discipline data is not published by this student's school.